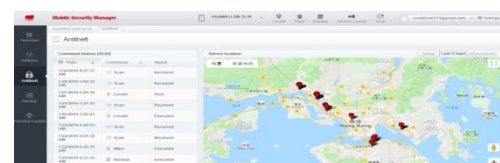
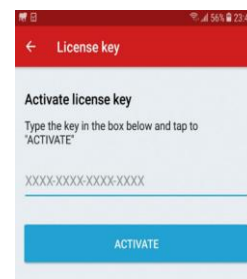
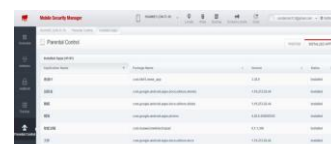



安裝免費版 BullGuard Mobile Security、啟動授權 及升級至付費版方法


1. 於 Android 系統手機開啟 Google Play 商店中搜尋 BullGuard Mobile Security 或 點擊以下連結
網址: www.bullguard.com/ms 或 掃描 QR Code
選擇 Mobile Security and Antivirus
2. 點擊安裝, 按 [接受] 確認 BullGuard 的使用權限
3. 安裝完成後按開啟 apps icon 進入
4. 點擊 [Signup], 建立帳戶, 輸入您的電郵地址 Email address 及密碼 password 後, 點擊勾選[接受]來同意軟件的使用授權, 再按 [REGISTER] ICON
5. 進入 Login 版面, 再次輸入您的電郵地址 Email address 及密碼 password 後, 進入 Mobile Security 主頁面(Main page), 會顯示各選項及按畫面左上角的三橫圖示作出 apps 設定
6. 在版面選項表中, 其中的 Antivirus 程式會自動「啟動初次掃描」, 點擊 Antivirus 你會進入程式 Antivirus indexing apps 頁面, 其顯示進度百分比, 直至完成顯示掃描結果。
7. 客人可進入 **Mobile Security Manager System** 觀察程式及設定
<https://msm.bullguard.com>
8. 客戶亦可以去按畫面左上角的三橫圖示 作出
 - *apps(Setting)設定
 - *檢查掃描 Virus 日子 Logs 報告
 - *如手持 Activation code, 可輸入授權金鑰讓 apps 提供更多服務
9. Parental Control, 這項目是需要自費購買才可使用



如對 BullGuard 軟件有任何技術問題, 歡迎聯絡我們客戶服務中心(中文版)查詢。
查詢電話: (+852)26162449 , Whatsapp: 6115 4618 電郵地址: info@suntronics.hk

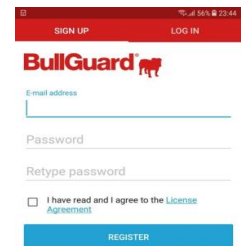
Download the BullGuard Internet Security (Free Version) and upgrade





1. Scan the bar code  OR Open the Google Play Store on your Android device and search for “bullguard mobile security” or Simply open the following link on your device: www.bullguard.com/ms , this will redirect you to BullGuard app on the Play Store



2. Install the app and create a new BullGuard account by valid e-mail and password. Choose a password that is at least 8 characters long and is comprised of letters and digits. The password should not contain special characters (i.e. @#%\$%":)

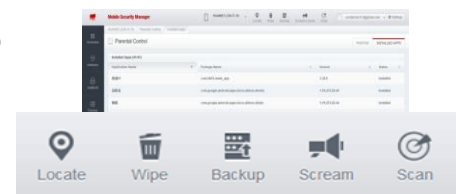


3. In Mobile Security main page, tap the menu icon  Choose the functions: Setting / Check Log report/ Activate the full version.

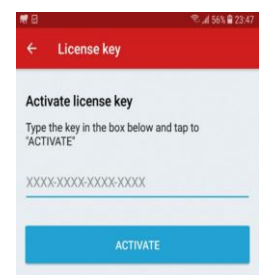


4. The app will run automatically the virus scanner in first time.

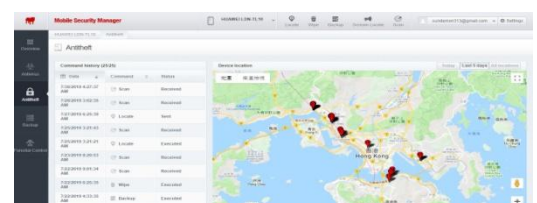
5. You can browse the **Mobile Security Manager System**, go to <https://msm.bullguard.com> for setting the app Monitoring



6. If you purchased the full version (1 Years / 3 Devices User can use the ONE License Key for THREE mobile devices) Tap “Activation code”, Type your License Key in the field and tap “ACTIVATE” Activation process completed!



7. You can operate the “Parental Control” function now. The Location map shows you where your/your children device was positioned.



For technical support, please contact BullGuard distributor (Hong Kong and Macau)
Phone: (+852)26162449 , Whatsapp: 6115 4618 Email: info@suntronics.hk